

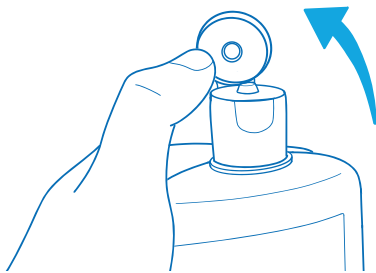
Proper use of personal sized hand disinfectant bottles

To minimize the risk of contamination, we recommend the following steps:

- Always use clean personal bottles
- Note the date of opening
- Always store the personal-use bottle in your lab coat or uniform pocket
- Avoid underdosing
- Do not refill the personal bottle

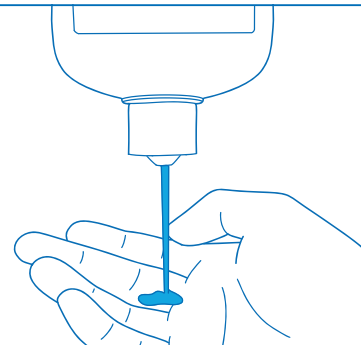


①



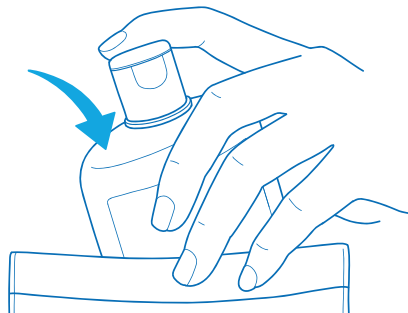
Open the flip-top cap of the personal-use bottle with one hand.

②




Apply a sufficient amount of disinfectant to the free, cupped hand.

③



Close the flip top cap with the same hand that is holding the bottle and return the bottle back to the clothing pocket.

④



Wet all areas of the hands with the disinfectant and keep moist for the duration of the exposure time. Pay particular attention to main contact points such as thumbs, fingertips and nail beds.