

## Work Instructions

### Filling **one system basic**



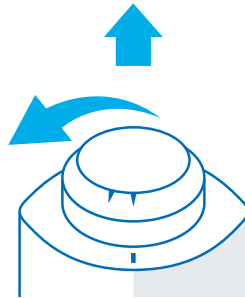
When using ONE SYSTEM BASIC non-woven wipe dispensers for surface disinfection, the basic hygienic standards must be followed. When filling the non-woven wipe dispenser and handling disinfectants, the applicable rules for personnel protection must be followed and suitable protective equipment must be worn.

A standing time of 42 days was confirmed with the following Dr. Schumacher surface disinfectants:  
OPTISAL PLUS, CLEANISEPT,  
OPTISAL N, BIGUANID FLÄCHE N,  
DESCOCEPT SENSITIVE

With ULTRASOL OXY: 60 days  
When using other suitable products:  
Maximum standing time of 28 days or according to the manufacturer's specifications related to the product.

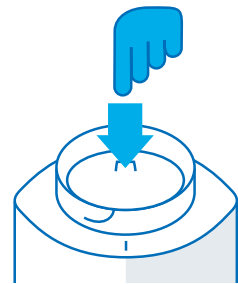
Use disinfectants safely. Always read the label and product information before use.

①



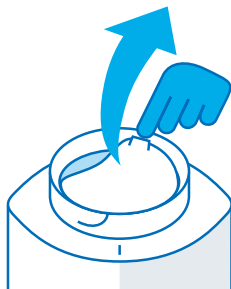
Turn the lid counterclockwise and remove.

②



Press the membrane at the removal tab inwards.

③



Pull the pressed-in membrane by the removal tab and remove it.

④



Soak the already included non-woven wipe roll with 2,5 l ready-to-use disinfectant solution.

⑤



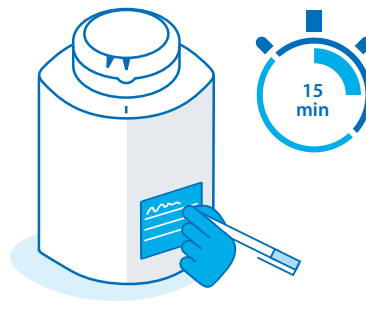
Pull the first wipe through the star-shaped opening of the lid.

⑥



Turn on the lid clockwise and close the system.

⑦



The wipes can be used after 15 minutes of pre-soaking time. Fully label the bag with the application information.  
**Important:** Close dispenser again after each use.

⑧



**Single-use system!**  
Dispose of any residual liquid, crush the dispenser with the lid open and send it to be recycled.