

## Instruction

### Filling of **one system<sup>+</sup>PLUS**



When using ONE SYSTEM PLUS non-woven wipes dispenser systems for surface disinfection the basic hygienic standards are to be regarded. For filling of non-woven wipes dispensers and handling disinfectants observe the applicable rules for personnel protection and wear suitable protective equipment.

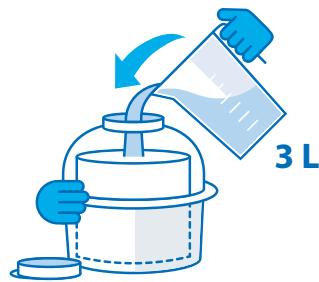
A standing time of 42 days has been tested with the following Dr. Schumacher products: CLEANISEPT, OPTISAL PLUS, OPTISAL N, BIGUANID FLÄCHE N, DESCOSEPT SENSITIVE. With ULTRASOL OXY: 60 days. When using other products: Maximum standing time 28 days or according to manufacturer's recommendations. Use disinfectants safely. Always read label and product information before use.

①



Unscrew the dispensing element completely and place it top down on a clean surface.

②



Add 3 litres of disinfectant working solution.

③



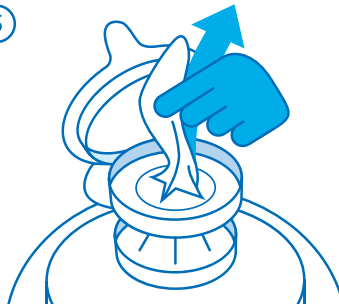
Open protective cap of the dispensing element.

④



Pull innermost wipe out.

⑤



Guide wipe through the star-shaped aperture of the dispensing element.

⑥



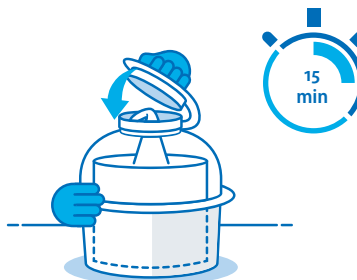
Screw the dispensing element back on. Insure that the pulled out wipe is covered completely when closing the protective cap.

⑦



Fill out the documentation fields on the label.

⑧



The system is ready for use after 15 minutes pre-soaking time.

**Attention:** Close dispenser after each use.

⑨



Disposable! Empty any remaining liquid and depress the dispenser with the lid closed. Dispose of with recyclables.